



अमृत महा आवास अभियान २०२२-२३

दैनिक प्रगती अहवाल : १३.०३.२०२३

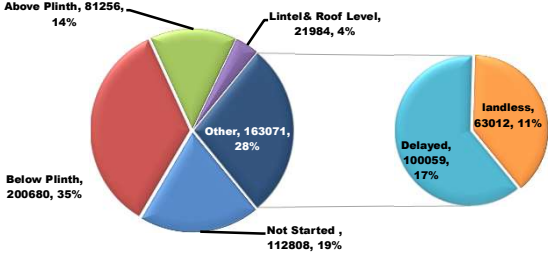
प्रधानमंत्री आवास योजना ग्रामीण – मंजूरी, पूर्ण घरकुले, हप्ते वितरण राज्य पुरस्कृत ग्रामीण आवास योजना – मंजूरी, पूर्ण घरकुले, हप्ते वितरण

योजना	एकूण मंजूरी	दैनिक मंजूरी	एकूण पूर्ण	दैनिक पूर्ण घरकुले	दैनिक पहिला हप्ता वितरित	दैनिक दुसरा हप्ता वितरित	दैनिक तिसरा हप्ता वितरित
प्रधानमंत्री आवास योजना ग्रामीण	१४१३८२५	०	९९७५३८	५४१	०	०	०
राज्य योजना	५४००८१	६६५	३९११३५	१४०	४६३	३९५	३५८
एकूण	१९५३९०६	६६५	१३८८६७३	६८१	४६३	३९५	३५८

PMAY-G Completion Progress Bar

70.6%

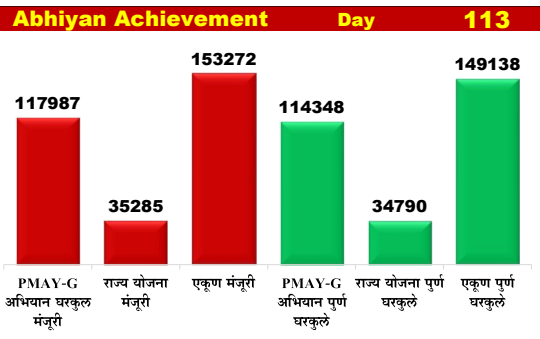
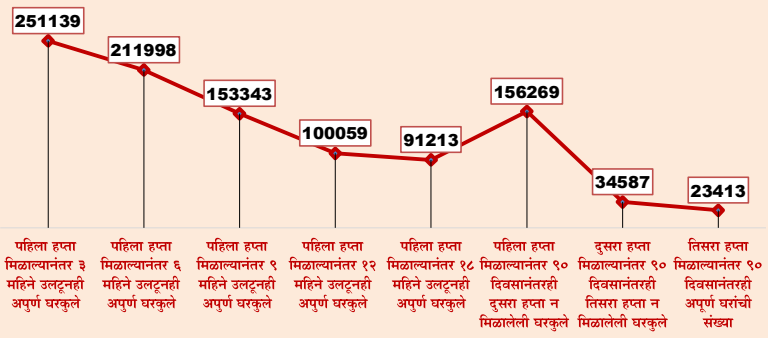
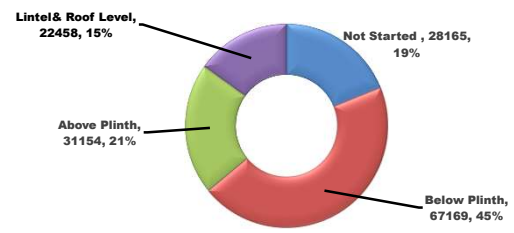
PMAY-G Incomplete Houses bifurcation



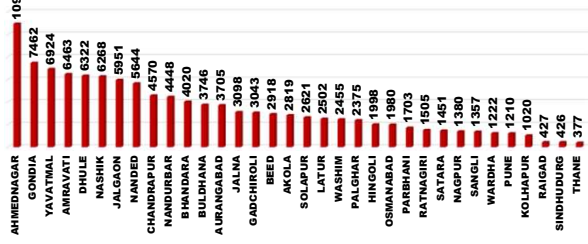
State Schemes Progress Bar

72.4%

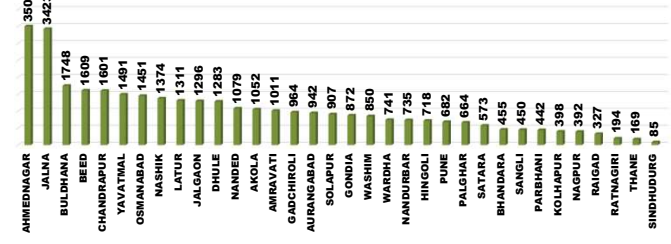
State Schemes: Incomplete Houses bifurcation



PMAY-G : House completion (Abhiyan Achievement)



State Schemes : House completion (Abhiyan Achievement)

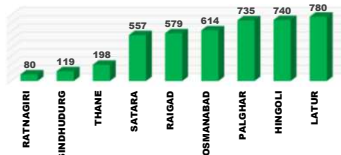


राज्य व्यवस्थापन कक्ष- ग्रामीण गृहनिर्माण

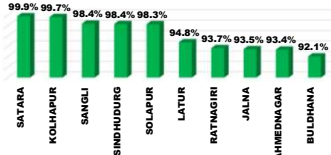
४ था मजला, दक्षिण कक्ष, सिडको भवन, सीबीडी बेलापूर, नवी मुंबई - ४०० ६१४.

Top and Bottom Ten Districts

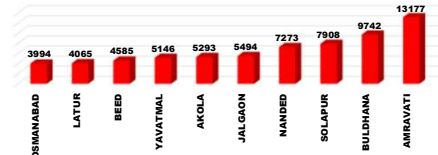
PMAY-G Delayed Houses TOP 10 Dist.



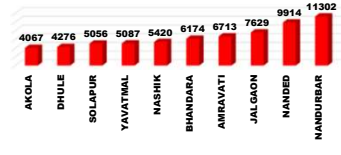
State Schemes Sanction TOP 10 Dist.



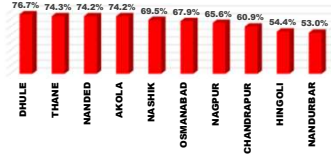
PMAY-G Remaining 1st Installments Bottom 10 Dist



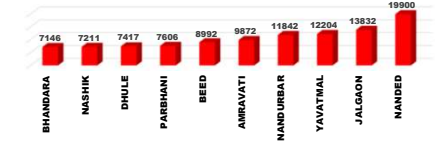
PMAY-G Delayed Houses Bottom 10 Dist.



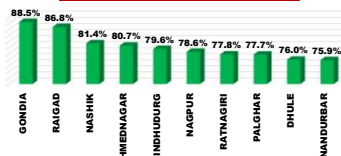
State Schemes Sanction Bottom 10 Dist.



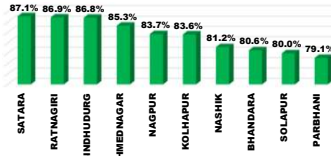
PMAY-G Remaining 2nd Installments Bottom 10 Dist



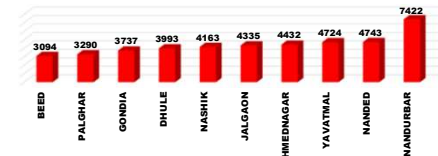
PMAY-G Completion TOP 10 Dist.



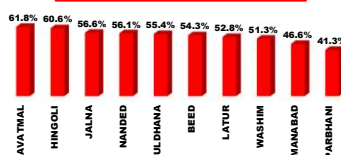
State Schemes Completion TOP 10 Dist.



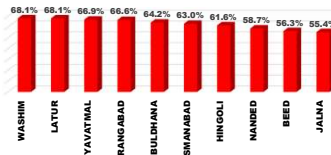
PMAY-G Remaining 3rd Installments Bottom 10 Dist



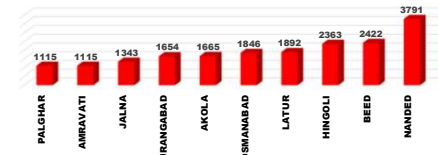
PMAY-G Completion Bottom 10 Dist.



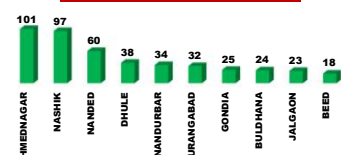
State Schemes Completion Bottom 10 Dist.



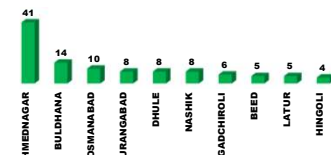
State Schemes Remaining 1st Installments Bottom 10 Dist



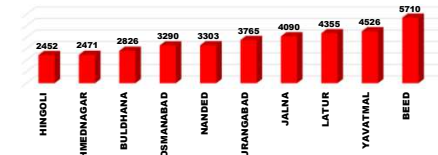
PMAY-G Daily Completion Top 10 Dist.



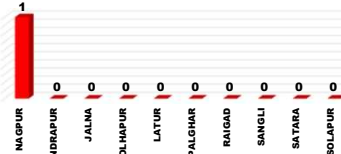
State Schemes Daily Completion Top 10 Dist.




State Schemes Remaining 2nd Installments Bottom 10 Dist



PMAY-G Daily Completion Bottom 10 Dist.



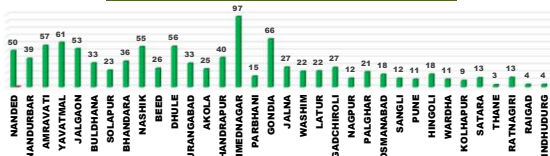
State Schemes Daily Completion Bottom 10 Dist.



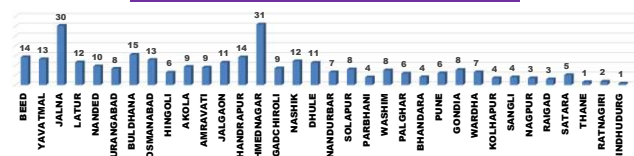
State Schemes Remaining 3rd Installments Bottom 10 Dist



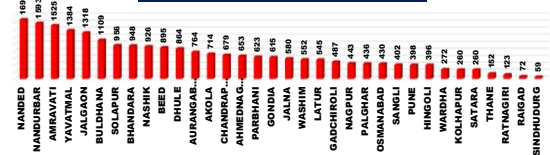
PMAY-G : Current Pace of Completion Per Day (Abhiyan)



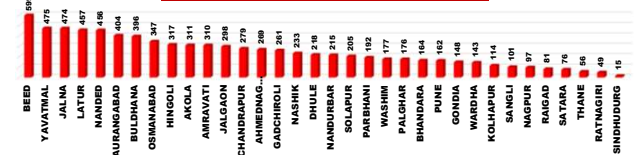
State Schemes : Current Pace of Completion Per Day (Abhiyan)



PMAY-G Required Pace of Completion Per Day



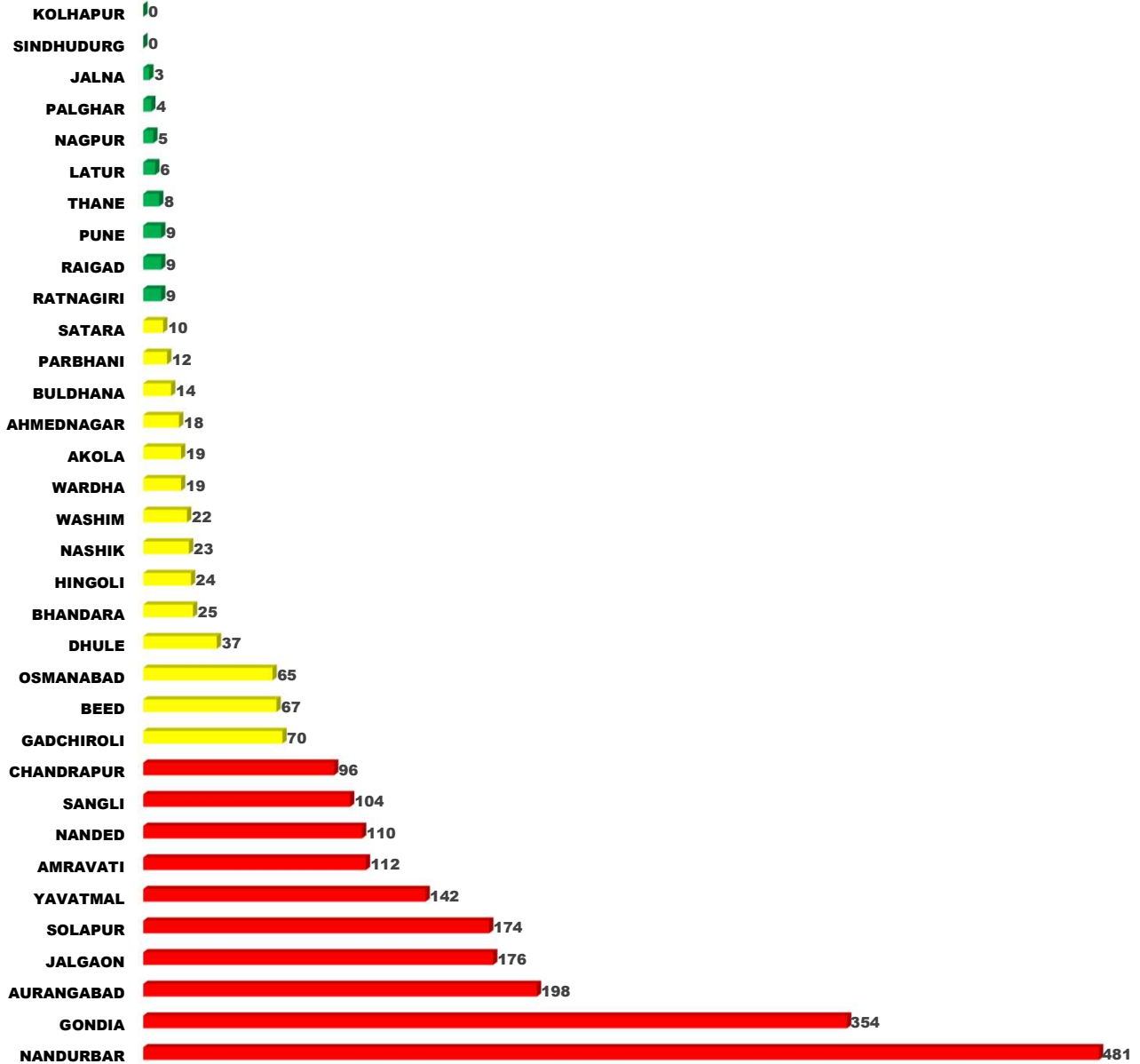
State Schemes Required Pace of Completion Per Day



प्रधानमंत्री आवास योजना ग्रामीण - मंजूरी (PWL+Awaas Plus)

Sr. No.	Division	Target (PWL+Awaas Plus)	12.03.2023	13.03.2023	Daily_Achievement	Remaining
1	NASHIK DIV.	414558	413831	413823	0	735
2	AMRAVATI DIV.	274985	274676	274676	0	309
3	AURANGABAD DIV.	238302	237858	237817	0	485
4	NAGPUR DIV.	292373	291826	291804	0	569
5	KONKAN DIV.	69682	69652	69652	0	30
6	PUNE DIV.	126350	126143	126053	0	297
	Total	1416250	1413986	1413825	0	2425

PMAY-G Remaining Sanction

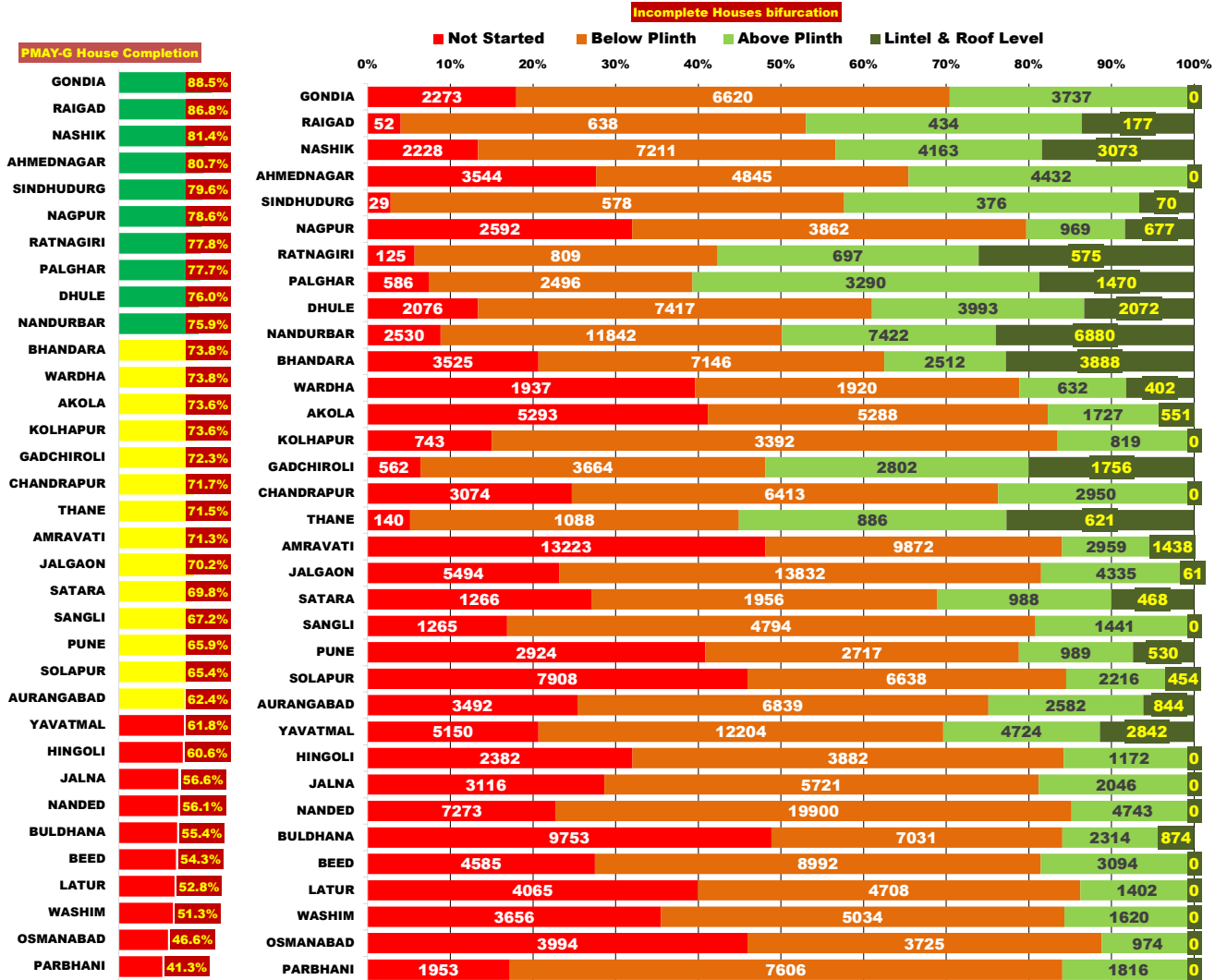


प्रधानमंत्री आवास योजना ग्रामीण - मंजूरी (PWL+Awaas Plus)

Sr. No.	District	Target (PWL+Awaas Plus)	12.03.2023	13.03.2023	Daily_Achievement	Remaining
1	AHMEDNAGAR	60789	60771	60771	0	18
2	AKOLA	48794	48775	48775	0	19
3	AMRAVATI	95646	95534	95534	0	112
4	AURANGABAD	36792	36594	36594	0	198
5	BEED	35324	35257	35257	0	67
6	BHANDARA	65128	65103	65103	0	25
7	BULDHANA	44742	44728	44728	0	14
8	DHULE	64912	64875	64875	0	37
9	GADCHIROLI	31639	31569	31569	0	70
10	GONDIA	96470	96116	96116	0	354
11	HINGOLI	18107	18083	18083	0	24
12	JALGAON	79767	79591	79591	0	176
13	JALNA	24047	24044	24044	0	3
14	KOLHAPUR	17770	17770	17770	0	0
15	LATUR	20799	20793	20793	0	6
16	NAGPUR	37243	37238	37238	0	5
17	NANDURBAR	119333	118852	118852	0	481
18	OSMANABAD	14565	14500	14500	0	65
19	PALGHAR	35152	35148	35148	0	4
20	PARBHANI	19103	19091	19091	0	12
21	PUNE	20989	20980	20980	0	9
22	RAIGAD	9844	9835	9835	0	9
23	RATNAGIRI	9924	9915	9915	0	9
24	SANGLI	22158	22054	22054	0	104
25	SATARA	15514	15504	15504	0	10
26	SINDHUDURG	5156	5156	5156	0	0
27	THANE	9606	9598	9598	0	8
28	WARDHA	18671	18652	18652	0	19
29	WASHIM	20413	20391	20391	0	22
30	YAVATMAL	65390	65248	65248	0	142
31	NASHIK	89757	89742	89734	-8	23
32	CHANDRAPUR	43222	43148	43126	-22	96
33	NANDED	69565	69496	69455	-41	110
34	SOLAPUR	49919	49835	49745	-90	174
Total		1416250	1413986	1413825	0	2425

प्रधानमंत्री आवास योजना ग्रामीण - पूर्ण घरकूले

Sr. No.	Division	Sanction	12.03.2023	13.03.2023	Daily Achievement	Remaining	Avg. Completed Per Day From 20.11.22 to Today	To be Completed in Per Day till 31.03.23
1	NASHIK DIV.	413823	317148	317441	293	96382	300	5355
2	AURANGABAD DIV.	237817	130975	131109	134	106708	208	5928
3	AMRAVATI DIV.	274676	179514	179564	50	95112	198	5284
4	NAGPUR DIV.	291804	229776	229825	49	61979	192	3443
5	KONKAN DIV.	69652	54505	54518	13	15134	45	841
6	PUNE DIV.	126053	85079	85081	2	40972	68	2276
Total		1413825	996997	997538	541	416287	1012	23127



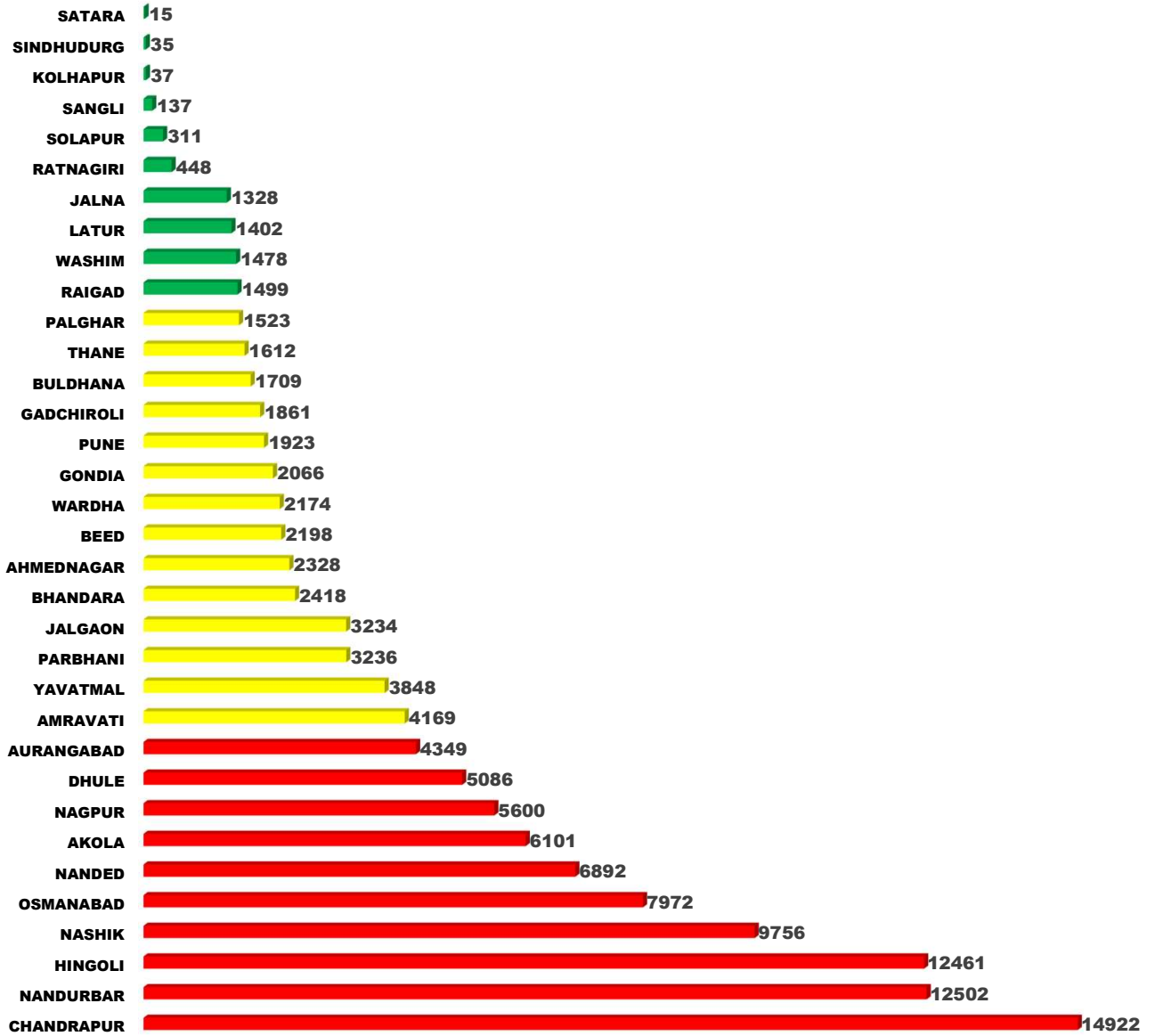
प्रधानमंत्री आवास योजना ग्रामीण - पूर्ण घरकूले

Sr. No.	District	Sanction	12.03.2023	13.03.2023	Daily Achievement	Remaining	Avg. Completed Per Day From 20.11.22 to Today	To be Completed in Per Day till 31.03.23
1	AHMEDNAGAR	60771	48917	49018	101	11753	97	653
2	NASHIK	89734	72962	73059	97	16675	55	926
3	NANDED	69455	38894	38954	60	30501	50	1695
4	DHULE	64875	49279	49317	38	15558	56	864
5	NANDURBAR	118852	90144	90178	34	28674	39	1593
6	AURANGABAD	36594	22805	22837	32	13757	33	764
7	GONDIA	96116	85015	85040	25	11076	66	615
8	BULDHANA	44728	24743	24767	24	19961	33	1109
9	JALGAON	79591	55846	55869	23	23722	53	1318
10	BEED	35257	19128	19146	18	16111	26	895
11	GADCHIROLI	31569	22797	22810	13	8759	27	487
12	HINGOLI	18083	10943	10956	13	7127	18	396
13	AKOLA	48775	35906	35916	10	12859	25	714
14	AMRAVATI	95534	68079	68088	9	27446	57	1525
15	WARDHA	18652	13752	13761	9	4891	11	272
16	OSMANABAD	14500	6753	6760	7	7740	18	430
17	RATNAGIRI	9915	7702	7709	7	2206	13	123
18	PARBHANI	19091	7872	7876	4	11215	15	623
19	YAVATMAL	65248	40328	40332	4	24916	61	1384
20	SINDHUDURG	5156	4100	4103	3	1053	4	59
21	THANE	9598	6860	6863	3	2735	3	152
22	WASHIM	20391	10458	10461	3	9930	22	552
23	PUNE	20980	13818	13820	2	7160	11	398
24	BHANDARA	65103	48031	48032	1	17071	36	948
25	NAGPUR	37238	29272	29273	1	7965	12	443
26	CHANDRAPUR	43126	30909	30909	0	12217	40	679
27	JALNA	24044	13604	13604	0	10440	27	580
28	KOLHAPUR	17770	13082	13082	0	4688	9	260
29	LATUR	20793	10976	10976	0	9817	22	545
30	PALGHAR	35148	27306	27306	0	7842	21	436
31	RAIGAD	9835	8537	8537	0	1298	4	72
32	SANGLI	22054	14824	14824	0	7230	12	402
33	SATARA	15504	10826	10826	0	4678	13	260
34	SOLAPUR	49745	32529	32529	0	17216	23	956
Total		1413825	996997	997538	541	416287	1012	23127

राज्यपुरस्कृत आवास योजना ग्रामीण - मंजूरी

Sr. No.	Division	Target	12.03.2023	13.03.2023	Daily Achievement	Remaining
1	AMRAVATI DIV.	109702	91898	92397	499	17305
2	AURANGABAD DIV.	199331	159333	159493	160	39838
3	NASHIK DIV.	141360	108452	108454	6	32906
4	KONKAN DIV.	34729	29612	29612	0	5117
5	PUNE DIV.	65334	62912	62911	0	2423
6	NAGPUR DIV.	116255	87214	87214	0	29041
	Total	666711	539421	540081	665	126630

State Scheme Remaining Sanction

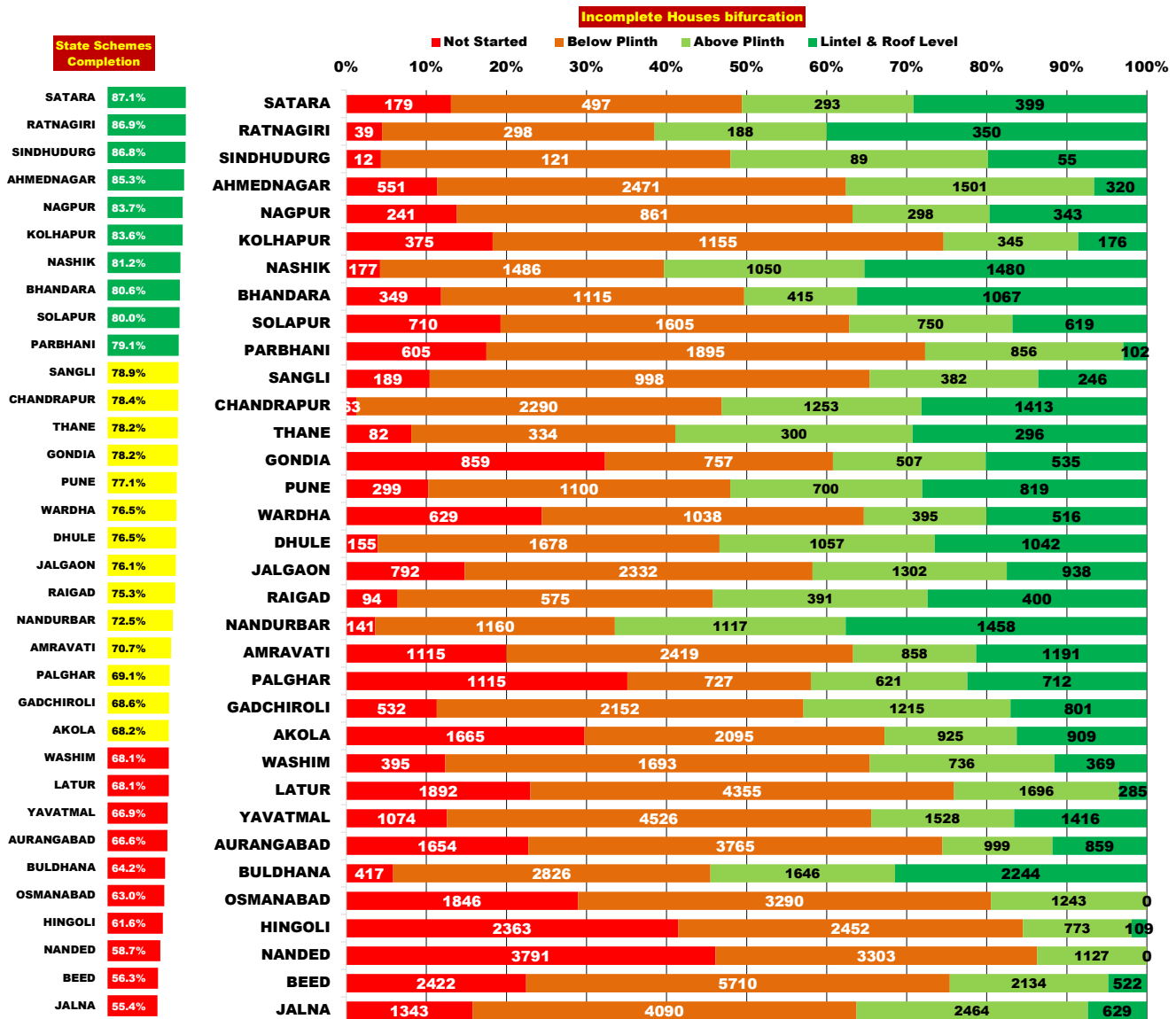


राज्यपुरस्कृत आवास योजना ग्रामीण - मंजूरी

Sr. No.	District	Target	12.03.2023	13.03.2023	Daily_Achievement	Remaining
1	AKOLA	23681	17081	17580	499	6101
2	AURANGABAD	26141	21707	21792	85	4349
3	PARBHANI	19784	16485	16548	63	3236
4	OSMANABAD	24853	16869	16881	12	7972
5	NANDURBAR	26578	14070	14076	6	12502
6	AHMEDNAGAR	35298	32970	32970	0	2328
7	AMRAVATI	23224	19055	19055	0	4169
8	BEED	26878	24680	24680	0	2198
9	BHANDARA	17590	15172	15172	0	2418
10	BULDHANA	21616	19907	19907	0	1709
11	CHANDRAPUR	38147	23225	23225	0	14922
12	DHULE	21790	16704	16704	0	5086
13	GADCHIROLI	16834	14973	14973	0	1861
14	GONDIA	14246	12180	12180	0	2066
15	HINGOLI	27298	14837	14837	0	12461
16	JALNA	20446	19118	19118	0	1328
17	KOLHAPUR	12565	12528	12528	0	37
18	LATUR	27171	25769	25769	0	1402
19	NAGPUR	16291	10691	10691	0	5600
20	NANDED	26760	19868	19868	0	6892
21	NASHIK	32035	22279	22279	0	9756
22	PALGHAR	11792	10269	10269	0	1523
23	PUNE	14672	12749	12749	0	1923
24	RAIGAD	7406	5907	5907	0	1499
25	RATNAGIRI	7126	6678	6678	0	448
26	SANGLI	8732	8595	8595	0	137
27	SATARA	10647	10632	10632	0	15
28	SINDHUDURG	2141	2106	2106	0	35
29	THANE	6264	4652	4652	0	1612
30	WARDHA	13147	10973	10973	0	2174
31	WASHIM	11500	10022	10022	0	1478
32	YAVATMAL	29681	25833	25833	0	3848
33	SOLAPUR	18718	18408	18407	-1	311
34	JALGAON	25659	22429	22425	-4	3234
Total		666711	539421	540081	665	126630

राज्यपुरस्कृत आवास योजना ग्रामीण - पूर्ण घरकूले

Sr. No.	Division	Sanction	12.03.2023	13.03.2023	Daily Achievement	Remaining	Avg. Completed Per Day From 20.11.22 to Today	To be Completed in Per Day till 31.03.23
1	NASHIK DIV.	108454	86184	86246	62	22208	72	1234
2	AURANGABAD DIV.	159493	101043	101081	38	58412	97	3245
3	AMRAVATI DIV.	92397	62330	62350	20	30047	54	1669
4	NAGPUR DIV.	87214	67553	67570	17	19644	44	1091
5	PUNE DIV.	62911	51073	51075	2	11836	27	658
6	KONKAN DIV.	29612	22812	22813	1	6799	13	378
Total		540081	390995	391135	140	148946	308	8275



राज्यपुरस्कृत आवास योजना ग्रामीण - पूर्ण घरकूले

Sr. No.	District	Sanction	12.03.2023	13.03.2023	Daily Achievement	Remaining	Avg. Completed Per Day From 20.11.22 to Today	To be Completed in Per Day till 31.03.23
1	AHMEDNAGAR	32970	28086	28127	41	4843	31	269
2	BULDHANA	19907	12760	12774	14	7133	15	396
3	OSMANABAD	16881	10633	10643	10	6238	13	347
4	AURANGABAD	21792	14507	14515	8	7277	8	404
5	DHULE	16704	12764	12772	8	3932	11	218
6	NASHIK	22279	18078	18086	8	4193	12	233
7	GADCHIROLI	14973	10267	10273	6	4700	9	261
8	BEED	24680	13887	13892	5	10788	14	599
9	LATUR	25769	17536	17541	5	8228	12	457
10	HINGOLI	14837	9136	9140	4	5697	6	317
11	JALGAON	22425	17057	17061	4	5364	11	298
12	NANDED	19868	11664	11668	4	8200	10	456
13	WARDHA	10973	8391	8395	4	2578	7	143
14	WASHIM	10022	6825	6829	4	3193	8	177
15	GONDIA	12180	9519	9522	3	2658	8	148
16	BHANDARA	15172	12224	12226	2	2946	4	164
17	NAGPUR	10691	8946	8948	2	1743	3	97
18	PUNE	12749	9829	9831	2	2918	6	162
19	YAVATMAL	25833	17287	17289	2	8544	13	475
20	JALNA	19118	10591	10592	1	8526	30	474
21	NANDURBAR	14076	10199	10200	1	3876	7	215
22	PARBHANI	16548	13089	13090	1	3458	4	192
23	SINDHUDURG	2106	1828	1829	1	277	1	15
24	AKOLA	17580	11986	11986	0	5594	9	311
25	AMRAVATI	19055	13472	13472	0	5583	9	310
26	CHANDRAPUR	23225	18206	18206	0	5019	14	279
27	KOLHAPUR	12528	10477	10477	0	2051	4	114
28	PALGHAR	10269	7094	7094	0	3175	6	176
29	RAIGAD	5907	4447	4447	0	1460	3	81
30	RATNAGIRI	6678	5803	5803	0	875	2	49
31	SANGLI	8595	6780	6780	0	1815	4	101
32	SATARA	10632	9264	9264	0	1368	5	76
33	SOLAPUR	18407	14723	14723	0	3684	8	205
34	THANE	4652	3640	3640	0	1012	1	56
	Total	540081	390995	391135	140	148946	308	8275

प्रधानमंत्री आवास योजना ग्रामीण - हप्ते वितरण

Sr. No.	Division	1st Installment (Daily Achivement)	1st Installment Remaining	2nd Installment (Daily Achivement)	2nd Installment Remaining	3rd Installment (Daily Achivement)	3rd Installment Remaining
1	NASHIK DIV.	0	15872	0	45147	0	24345
2	AMRAVATI DIV.	0	37011	0	39429	0	13344
3	AURANGABAD DIV.	0	30830	0	61373	0	17829
4	NAGPUR DIV.	0	13752	0	29625	0	13602
5	KONKAN DIV.	0	929	0	5609	0	5683
6	PUNE DIV.	0	13973	0	19497	0	6453
	Total	0	112367	0	200680	0	81256

PMAY-G 1st Ins Pending

SINDHUDURG	29
RAIGAD	49
RATNAGIRI	125
THANE	140
GADCHIROLI	537
PALGHAR	586
KOLHAPUR	743
SANGLI	1132
SATARA	1266
WARDHA	1937
PARBHANI	1953
DHULE	2076
NASHIK	2228
GONDIA	2273
HINGOLI	2382
NAGPUR	2457
NANDURBAR	2530
PUNE	2924
CHANDRAPUR	3023
JALNA	3086
AURANGABAD	3492
BHANDARA	3525
AHMEDNAGAR	3544
WASHIM	3653
OSMANABAD	3994
LATUR	4065
BEED	4585
YAVATMAL	5146
AKOLA	5293
JALGAON	5494
NANDED	7273
SOLAPUR	7908
BULDHANA	9742
AMRAVATI	13177

PMAY-G 2nd Ins Pending

SINDHUDURG	578
RAIGAD	638
RATNAGIRI	809
THANE	1088
WARDHA	1920
SATARA	1956
PALGHAR	2496
PUNE	2717
KOLHAPUR	3392
GADCHIROLI	3664
OSMANABAD	3725
NAGPUR	3862
HINGOLI	3882
LATUR	4708
SANGLI	4794
AHMEDNAGAR	4845
WASHIM	5034
AKOLA	5288
JALNA	5721
CHANDRAPUR	6413
GONDIA	6620
SOLAPUR	6638
AURANGABAD	6839
BULDHANA	7031
BHANDARA	7146
NASHIK	7211
DHULE	7417
PARBHANI	7606
BEED	8992
AMRAVATI	9872
NANDURBAR	11842
YAVATMAL	12204
JALGAON	13832
NANDED	19900

PMAY-G 3rd Ins Pending

SINDHUDURG	376
RAIGAD	434
WARDHA	632
RATNAGIRI	697
KOLHAPUR	819
THANE	886
NAGPUR	969
OSMANABAD	974
SATARA	988
PUNE	989
HINGOLI	1172
LATUR	1402
SANGLI	1441
WASHIM	1620
AKOLA	1727
PARBHANI	1816
JALNA	2046
SOLAPUR	2216
BULDHANA	2314
BHANDARA	2512
AURANGABAD	2582
GADCHIROLI	2802
CHANDRAPUR	2950
AMRAVATI	2959
BEED	3094
PALGHAR	3290
GONDIA	3737
DHULE	3993
NASHIK	4163
JALGAON	4335
AHMEDNAGAR	4432
YAVATMAL	4724
NANDED	4743
NANDURBAR	7422

प्रधानमंत्री आवास योजना ग्रामीण - हप्ते वितरण

Sr. No.	District	1st Installment (Daily Achivement)	1st Installment Remaining	2nd Installment (Daily Achivement)	2nd Installment Remaining	3rd Installment (Daily Achivement)	3rd Installment Remaining
1	AHMEDNAGAR	0	3544	0	4845	0	4432
2	AKOLA	0	5293	0	5288	0	1727
3	AMRAVATI	0	13177	0	9872	0	2959
4	AURANGABAD	0	3492	0	6839	0	2582
5	BEED	0	4585	0	8992	0	3094
6	BHANDARA	0	3525	0	7146	0	2512
7	BULDHANA	0	9742	0	7031	0	2314
8	CHANDRAPUR	0	3023	0	6413	0	2950
9	DHULE	0	2076	0	7417	0	3993
10	GADCHIROLI	0	537	0	3664	0	2802
11	GONDIA	0	2273	0	6620	0	3737
12	HINGOLI	0	2382	0	3882	0	1172
13	JALGAON	0	5494	0	13832	0	4335
14	JALNA	0	3086	0	5721	0	2046
15	KOLHAPUR	0	743	0	3392	0	819
16	LATUR	0	4065	0	4708	0	1402
17	NAGPUR	0	2457	0	3862	0	969
18	NANDED	0	7273	0	19900	0	4743
19	NANDURBAR	0	2530	0	11842	0	7422
20	NASHIK	0	2228	0	7211	0	4163
21	OSMANABAD	0	3994	0	3725	0	974
22	PALGHAR	0	586	0	2496	0	3290
23	PARBHANI	0	1953	0	7606	0	1816
24	PUNE	0	2924	0	2717	0	989
25	RAIGAD	0	49	0	638	0	434
26	RATNAGIRI	0	125	0	809	0	697
27	SANGLI	0	1132	0	4794	0	1441
28	SINDHUDURG	0	29	0	578	0	376
29	SOLAPUR	0	7908	0	6638	0	2216
30	THANE	0	140	0	1088	0	886
31	WARDHA	0	1937	0	1920	0	632
32	WASHIM	0	3653	0	5034	0	1620
33	YAVATMAL	0	5146	0	12204	0	4724
34	SATARA	-2	1266	0	1956	0	988
	Total	0	112367	0	200680	0	81256

राज्यपुरस्कृत आवास योजना ग्रामीण - हप्ते वितरण

Sr. No.	Division	1st Installment (Daily Achivement)	1st Installment Remaining	2nd Installment (Daily Achivement)	2nd Installment Remaining	3rd Installment (Daily Achivement)	3rd Installment Remaining
1	AURANGABAD DIV.	235	15916	99	28860	87	11292
2	AMRAVATI DIV.	85	4666	134	13559	84	5693
3	NAGPUR DIV.	33	2673	68	8213	89	4083
4	KONKAN DIV.	75	1342	34	2055	32	1589
5	NASHIK DIV.	33	1816	28	9127	44	6027
6	PUNE DIV.	2	1752	32	5355	22	2470
Total		463	28165	395	67169	358	31154

State Schemes 1st Ins Pending

SINDHUDURG	12
RATNAGIRI	39
CHANDRAPUR	63
THANE	82
RAIGAD	94
NANDURBAR	141
DHULE	155
NASHIK	177
SATARA	179
SANGLI	189
NAGPUR	241
PUNE	299
BHANDARA	349
KOLHAPUR	375
WASHIM	395
BULDHANA	417
GADCHIROLI	532
AHMEDNAGAR	551
PARBHANI	605
WARDHA	629
SOLAPUR	710
JALGAON	792
GONDIA	859
YAVATMAL	1074
PALGHAR	1115
AMRAVATI	1115
JALNA	1343
AURANGABAD	1654
AKOLA	1665
OSMANABAD	1846
LATUR	1892
HINGOLI	2363
BEED	2422
NANDED	3791

State Schemes 2nd Ins Pending

SINDHUDURG	121
RATNAGIRI	298
THANE	334
SATARA	497
RAIGAD	575
PALGHAR	727
GONDIA	757
NAGPUR	861
SANGLI	998
WARDHA	1038
PUNE	1100
BHANDARA	1115
KOLHAPUR	1155
NANDURBAR	1160
NASHIK	1486
SOLAPUR	1605
DHULE	1678
WASHIM	1693
PARBHANI	1895
AKOLA	2095
GADCHIROLI	2152
CHANDRAPUR	2290
JALGAON	2332
AMRAVATI	2419
HINGOLI	2452
AHMEDNAGAR	2471
BULDHANA	2826
OSMANABAD	3290
NANDED	3303
AURANGABAD	3765
JALNA	4090
LATUR	4355
YAVATMAL	4526
BEED	5710

State Schemes 3rd Ins Pending

SINDHUDURG	89
RATNAGIRI	188
SATARA	293
NAGPUR	298
THANE	300
KOLHAPUR	345
SANGLI	382
RAIGAD	391
WARDHA	395
BHANDARA	415
GONDIA	507
PALGHAR	621
PUNE	700
WASHIM	736
SOLAPUR	750
HINGOLI	773
PARBHANI	856
AMRAVATI	858
AKOLA	925
AURANGABAD	999
NASHIK	1050
DHULE	1057
NANDURBAR	1117
NANDED	1127
GADCHIROLI	1215
OSMANABAD	1243
CHANDRAPUR	1253
JALGAON	1302
AHMEDNAGAR	1501
YAVATMAL	1528
BULDHANA	1646
LATUR	1696
BEED	2134
JALNA	2464

राज्यपुरस्कृत आवास योजना ग्रामीण -हप्ते वितरण

Sr. No.	District	1st Installment (Daily Achivement)	1st Installment Remaining	2nd Installment (Daily Achivement)	2nd Installment Remaining	3rd Installment (Daily Achivement)	3rd Installment Remaining
1	JALNA	25	1343	39	4090	34	2464
2	AURANGABAD	55	1654	21	3765	19	999
3	YAVATMAL	25	1074	47	4526	16	1528
4	LATUR	58	1892	19	4355	3	1696
5	WASHIM	0	395	44	1693	36	736
6	GADCHIROLI	27	532	25	2152	26	1215
7	NANDED	74	3791	0	3303	4	1127
8	PALGHAR	54	1115	6	727	12	621
9	AMRAVATI	54	1115	5	2419	3	858
10	CHANDRAPUR	3	63	18	2290	35	1253
11	BULDHANA	6	417	20	2826	18	1646
12	BEEED	23	2422	15	5710	5	2134
13	RAIGAD	7	94	18	575	10	391
14	AHMEDNAGAR	3	551	13	2471	17	1501
15	AKOLA	0	1665	18	2095	11	925
16	THANE	14	82	4	334	6	300
17	NANDURBAR	22	141	0	1160	1	1117
18	WARDHA	1	629	13	1038	8	395
19	NASHIK	4	177	5	1486	10	1050
20	PUNE	1	299	14	1100	4	700
21	JALGAON	4	792	5	2332	8	1302
22	OSMANABAD	0	1846	1	3290	16	1243
23	GONDIA	0	859	3	757	13	507
24	KOLHAPUR	0	375	6	1155	8	345
25	DHULE	0	155	5	1678	8	1057
26	NAGPUR	1	241	4	861	6	298
27	SATARA	0	179	7	497	4	293
28	RATNAGIRI	0	39	6	298	4	188
29	BHANDARA	1	349	5	1115	1	415
30	SOLAPUR	1	710	2	1605	4	750
31	HINGOLI	0	2363	2	2452	4	773
32	SANGLI	0	189	3	998	2	382
33	PARBHANI	0	605	2	1895	2	856
34	SINDHUDURG	0	12	0	121	0	89
	Total	463	28165	395	67169	358	31154